


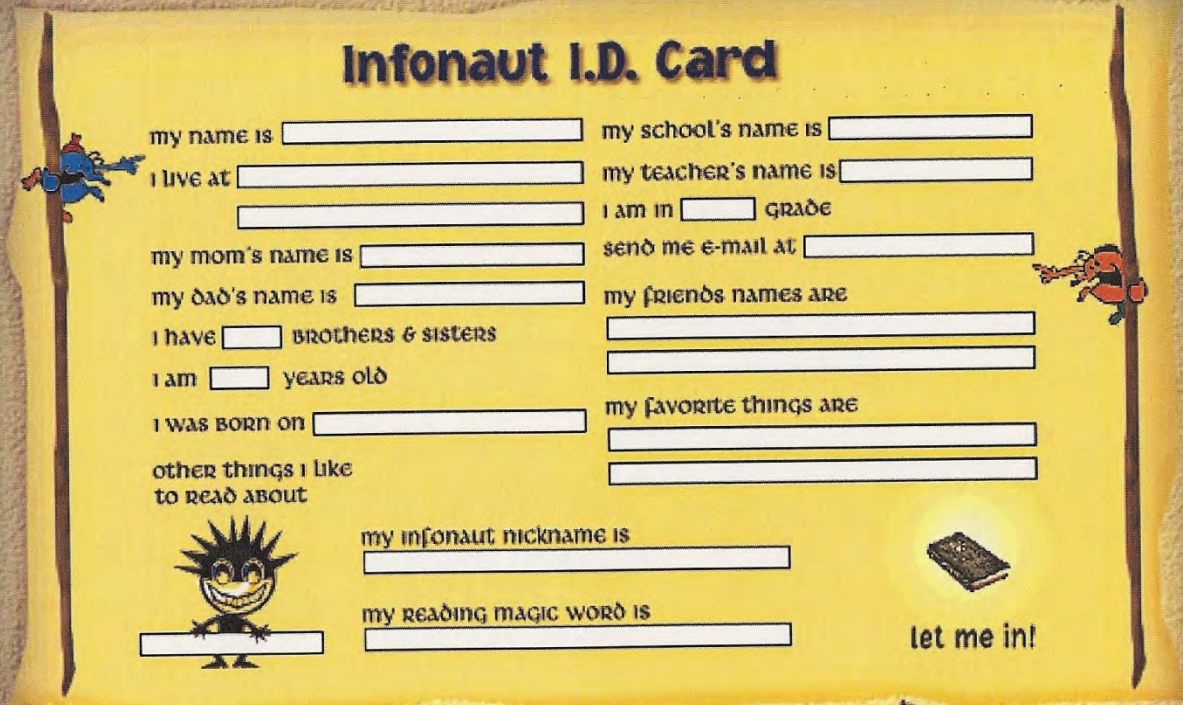


Appendix Prototype Concept

Animated open book, orbiting creatures and mysterious voice of "The Great Infonaut Master" beckons visitors to login to the world of Reading Magic.



Infonaunt profile defines personal likes and topics of interest. Sliding talking creatures provide audio help, marching creatures represent reading topics, new inforcreatures can be created.



Infonaut I.D. Card

my name is my school's name is

I live at my teacher's name is

I am in grade

my mom's name is send me e-mail at


my dad's name is my friends names are


I have brothers & sisters


I am years old


I was born on my favorite things are


other things I like to read about


 my infonaut nickname is


 my reading magic word is


 let me in!

 animals


 spooky stuff

 space

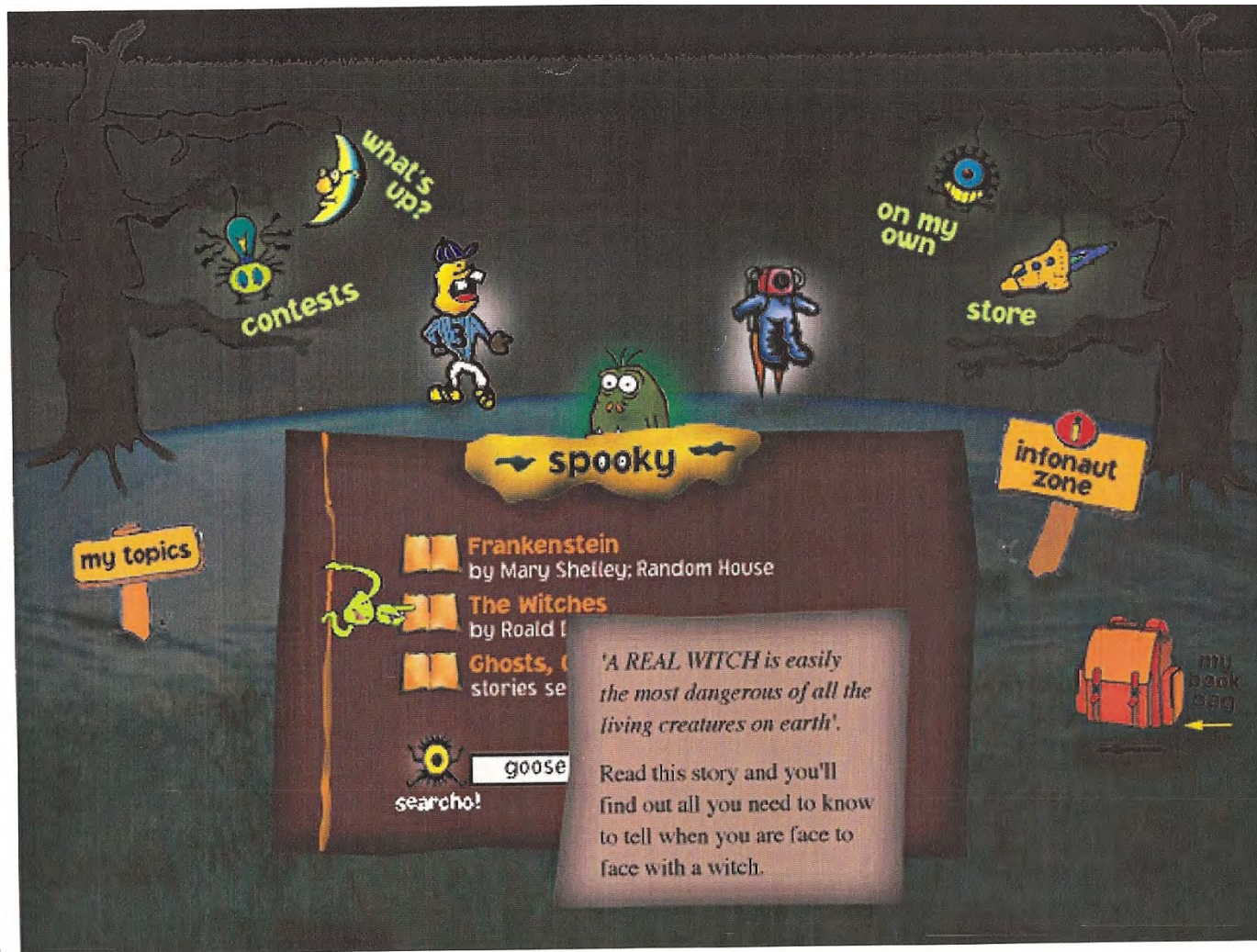
 sports stuff

 nature

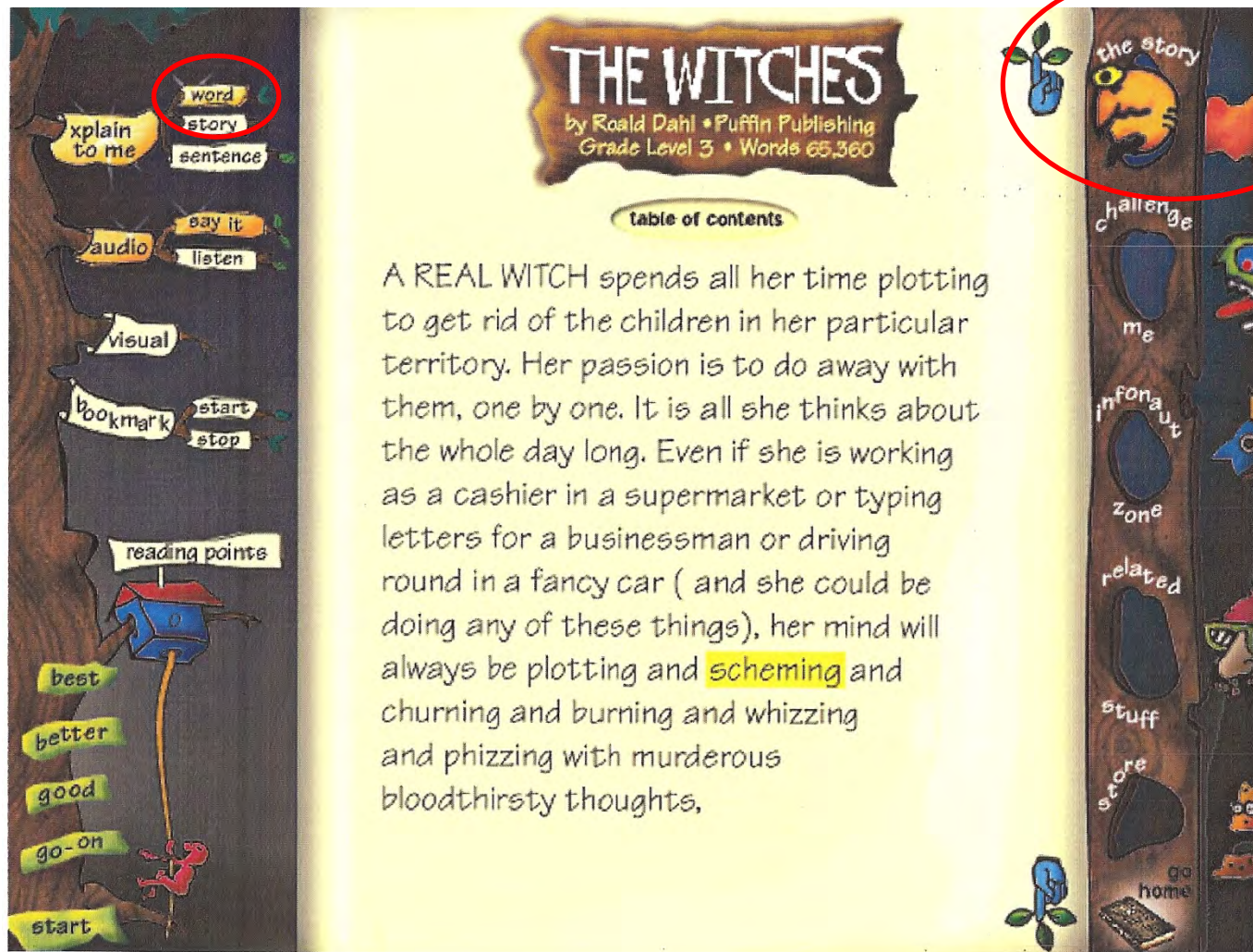
Profile defines look and feel of the world. TOPIC Infocreatures roam and talk to user.
Hovering Infocreatures and fixed location icons lead to different places.



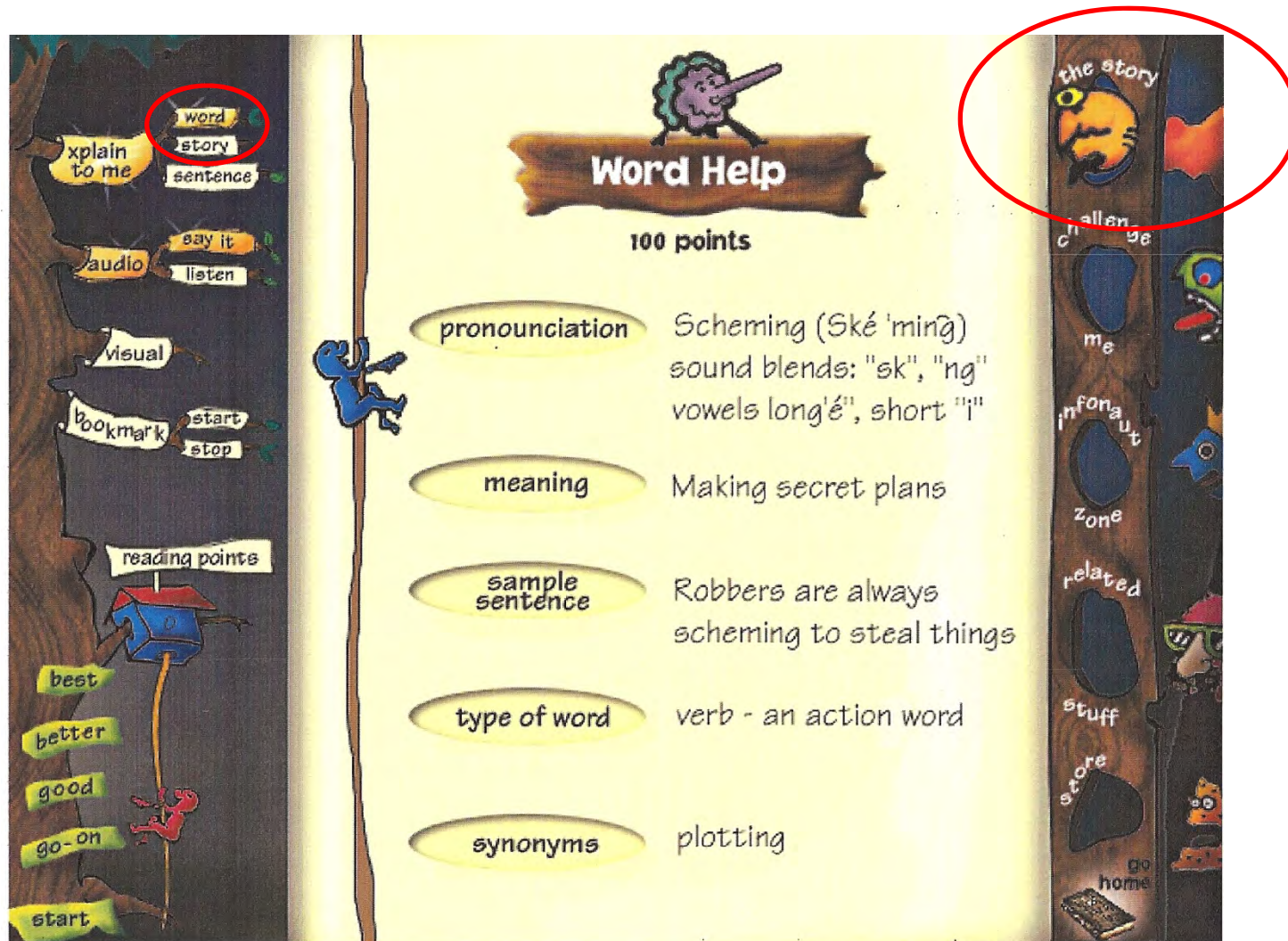
Picking a book to read. Talking creatures read overview. Can search for reading material.



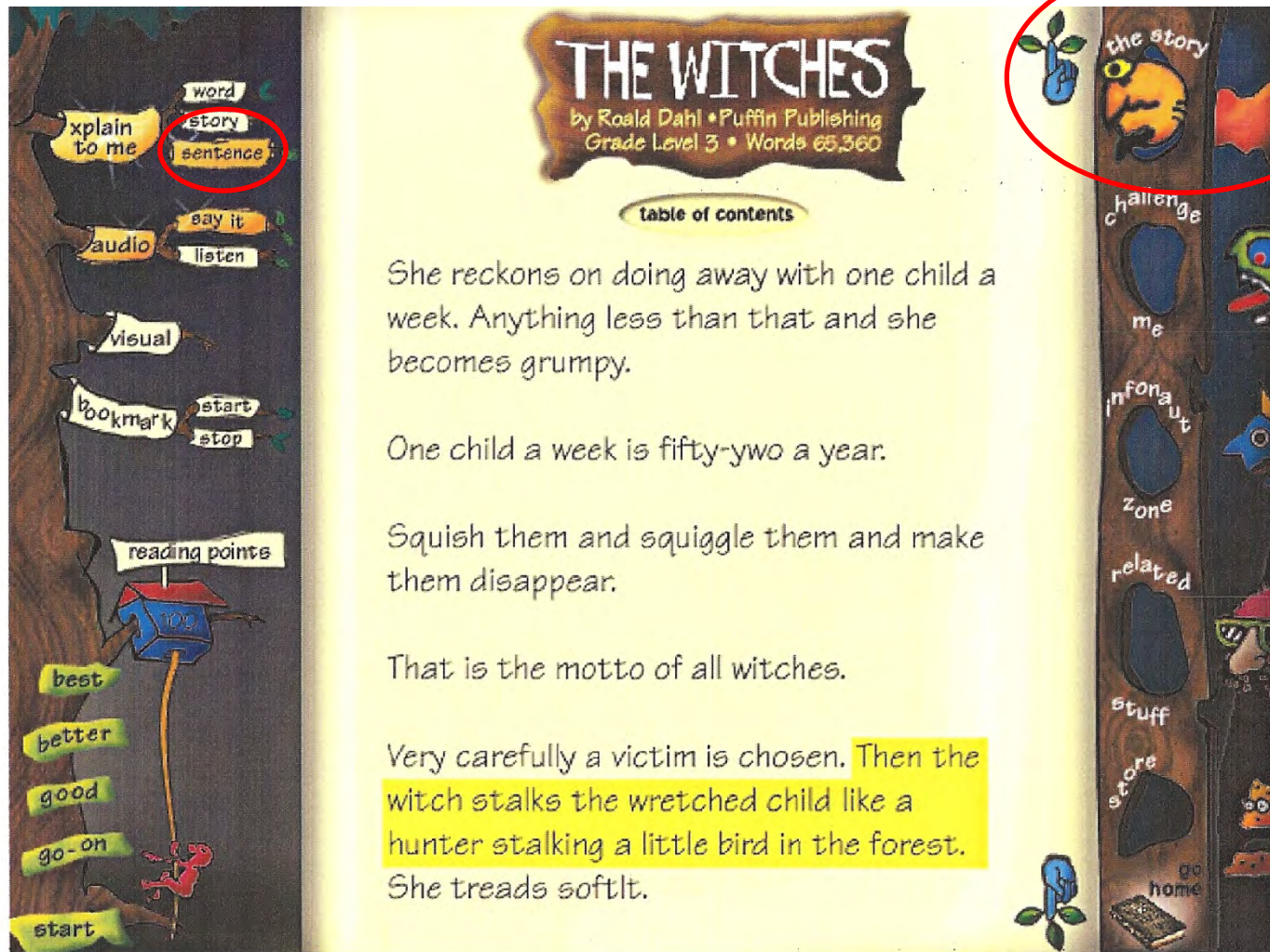
“THE STORY” reading page with interactive tools, current reading points and navigation creatures to other places. Problem WORD is highlighted.



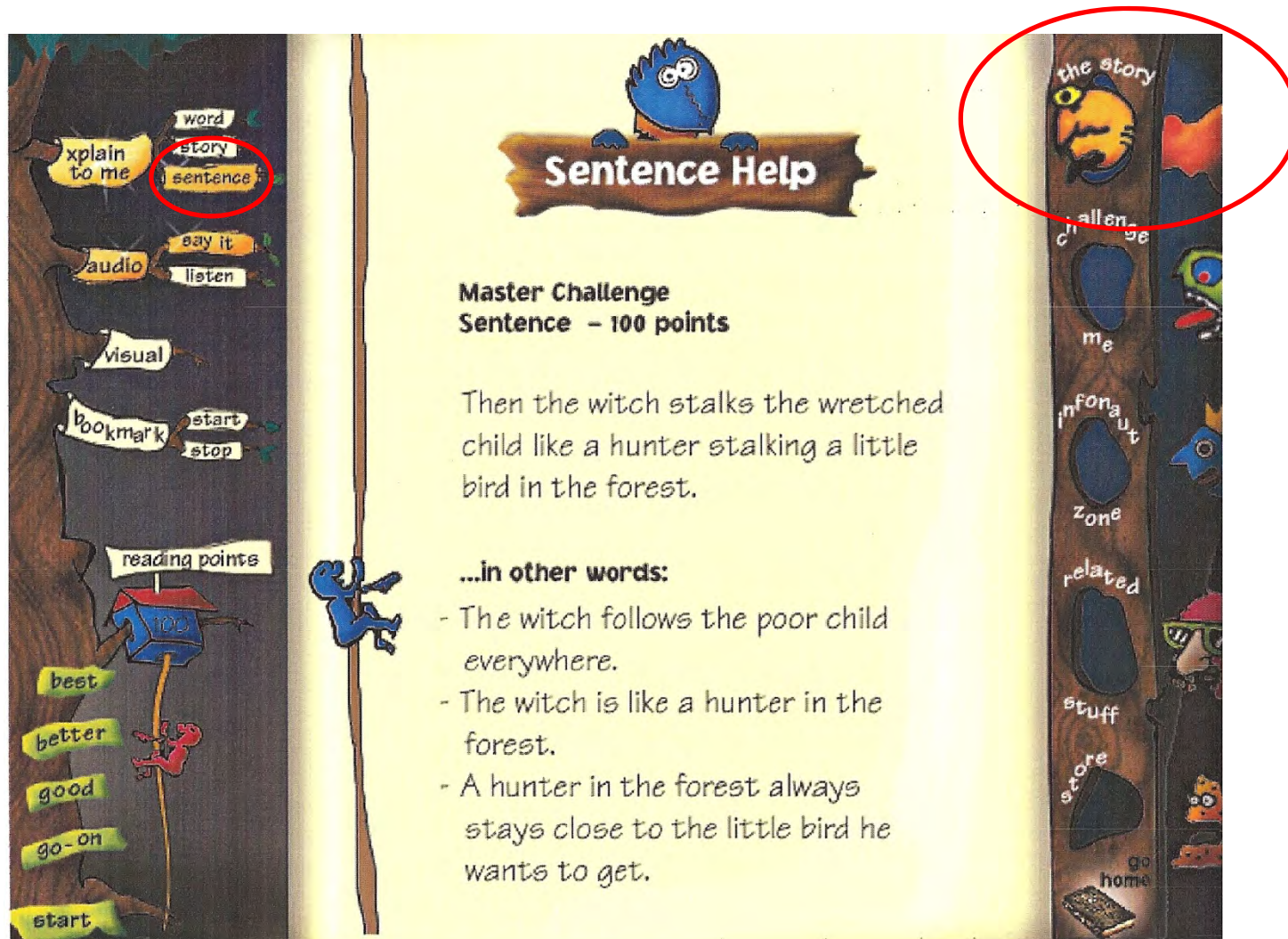
"Interactive Reading Tools – WORD HELP with sliding talking creature.



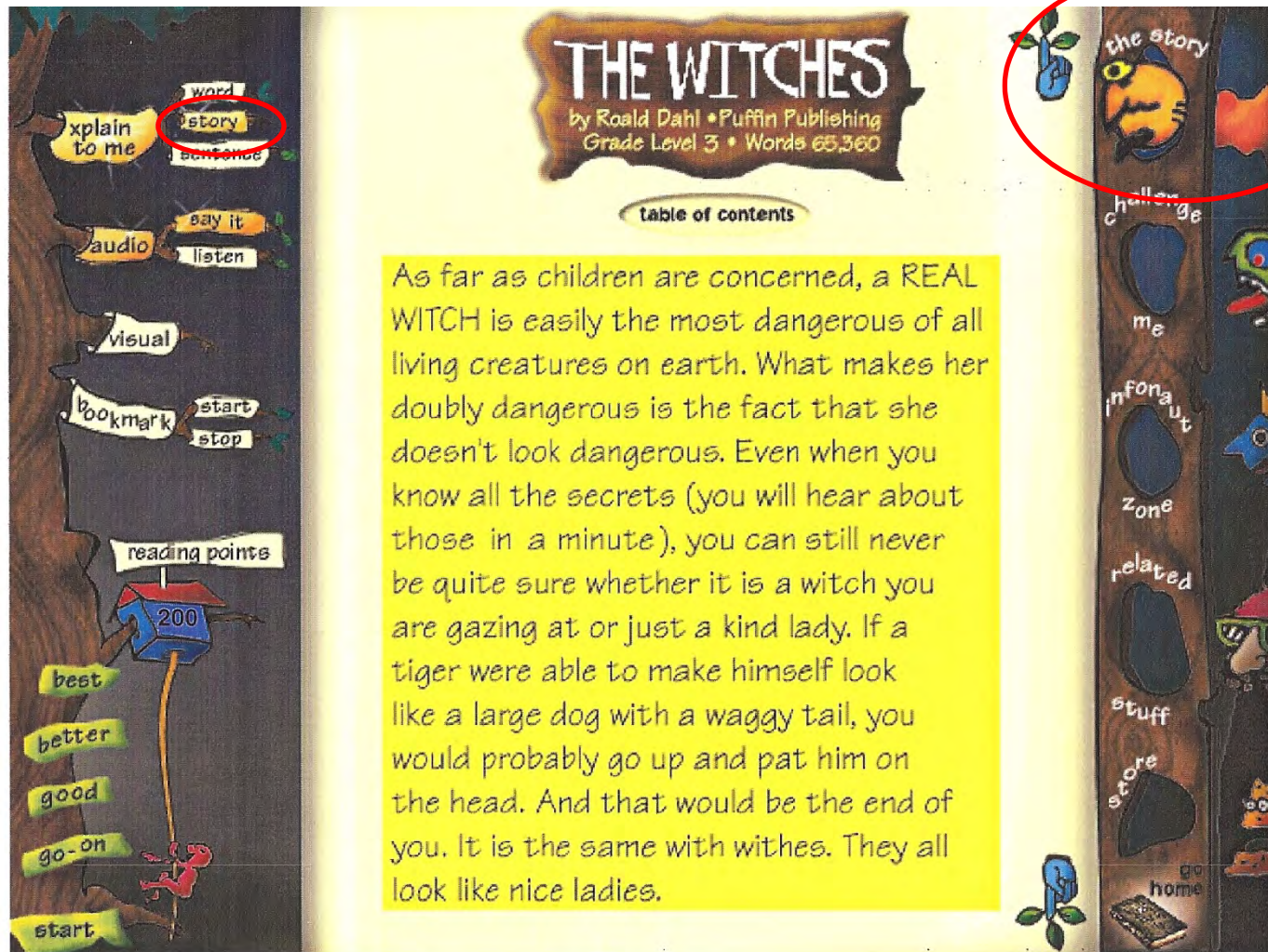
“THE STORY” reading page with interactive tools, current reading points and navigation creatures to other places. Problem SENTENCE is highlighted.



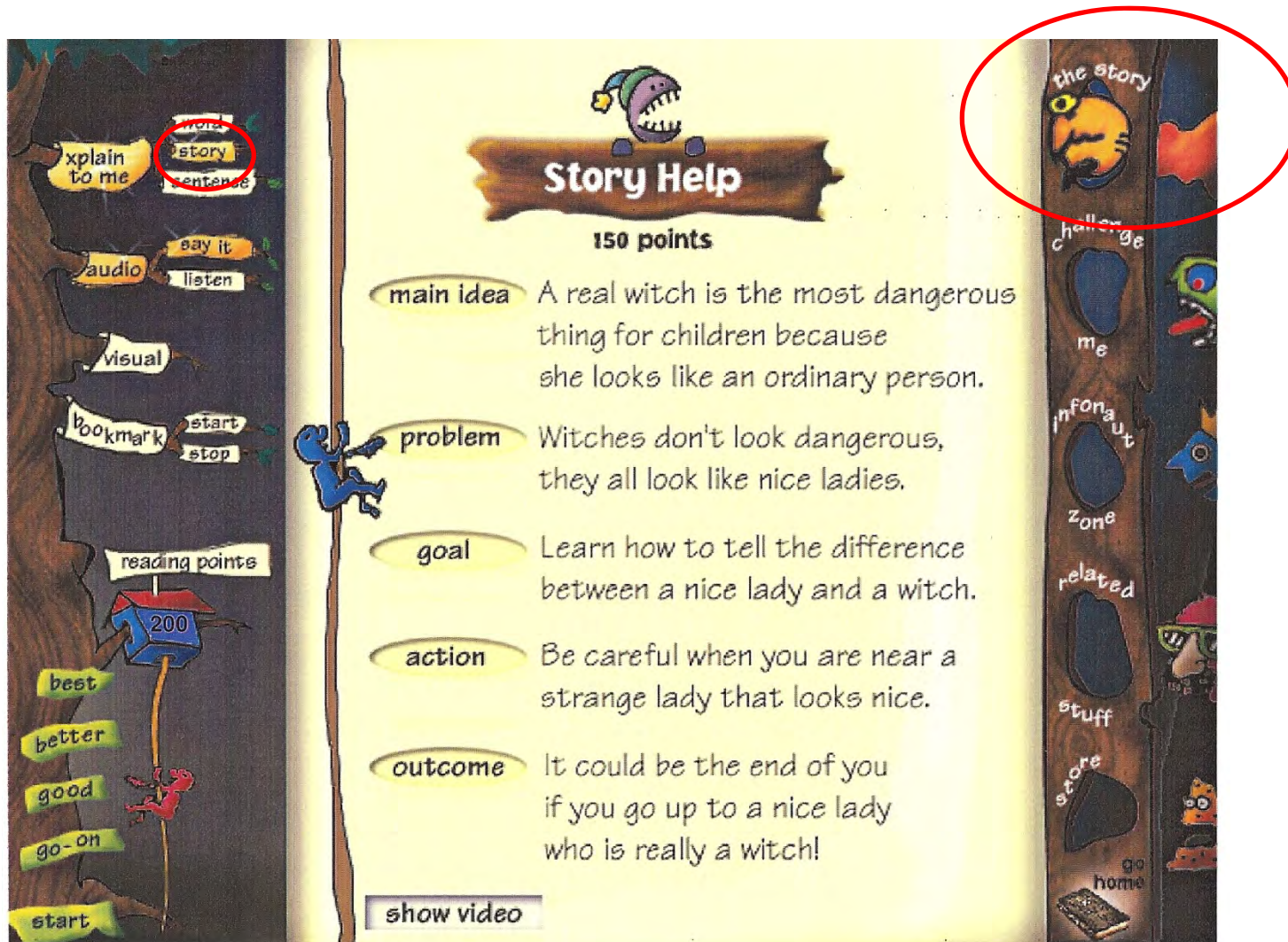
"Interactive Reading Tools – SENTENCE HELP with sliding talking creature.



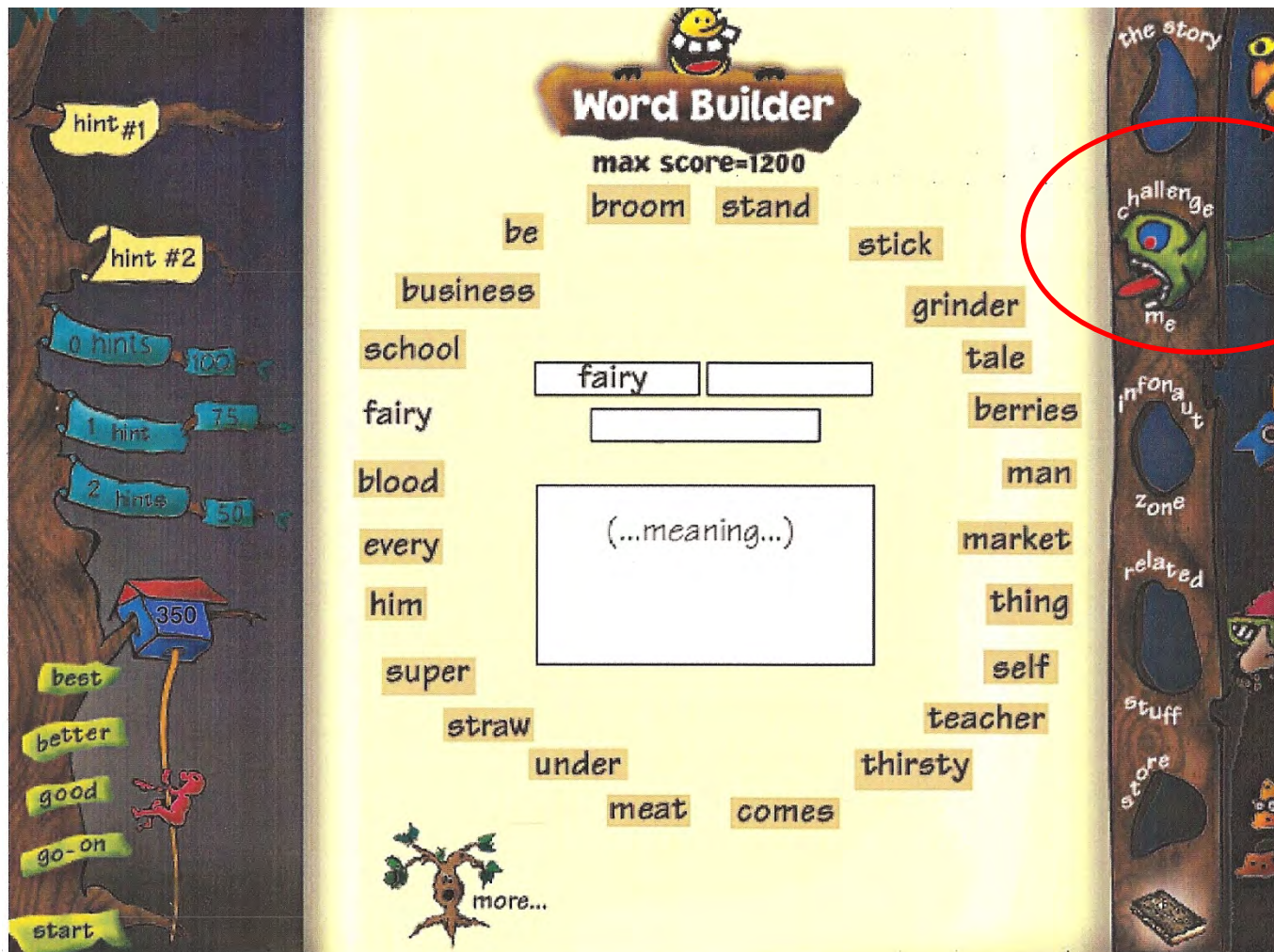
"THE STORY" reading page with interactive tools, current reading points and navigation creatures to other places. Problem SECTION is highlighted.



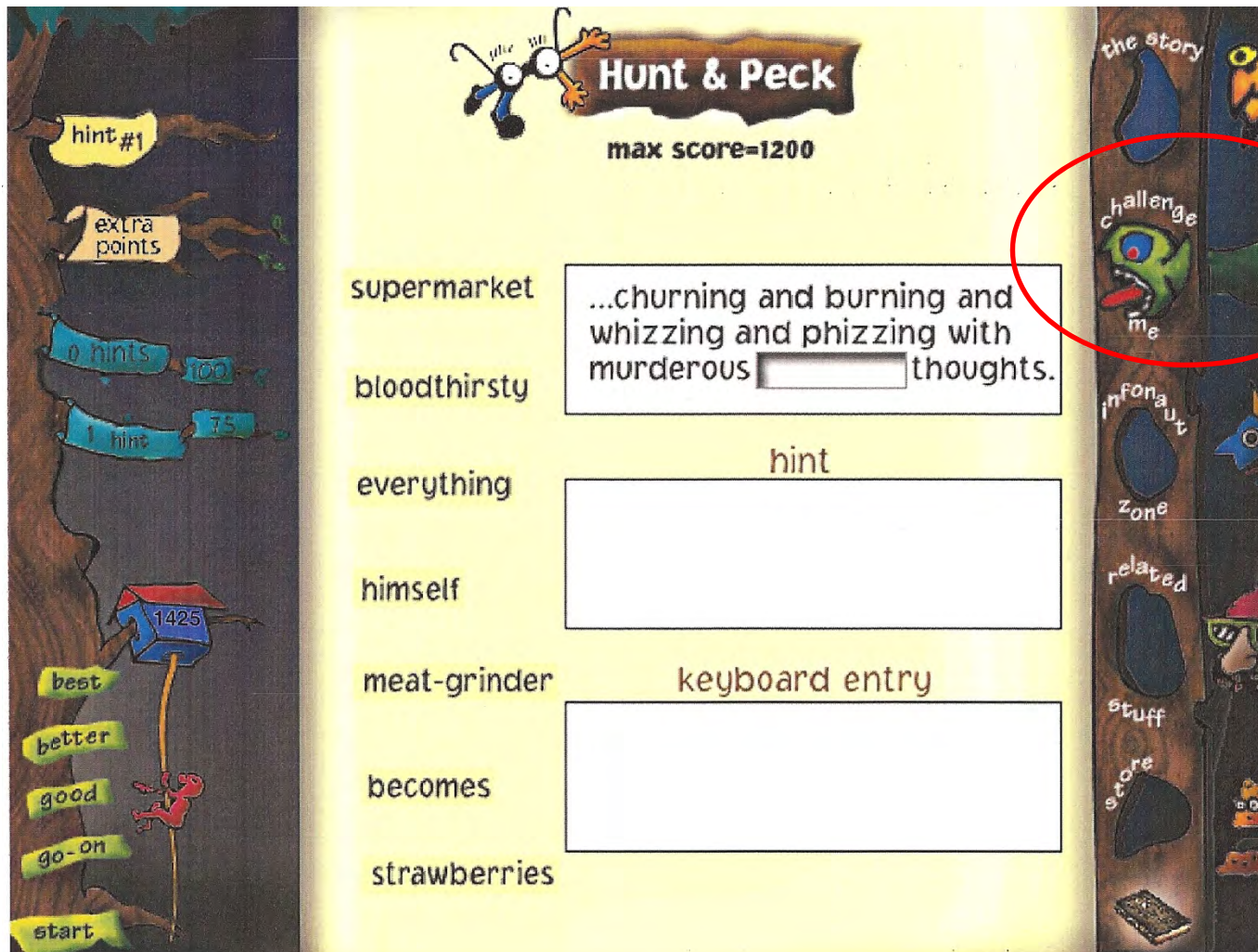
"Interactive Reading Tools – STORY HELP with sliding talking creature.



"CHALLENGE ME" page with WORD BUILDER game.
Skills: compound words and vocabulary. Hints are given if needed.

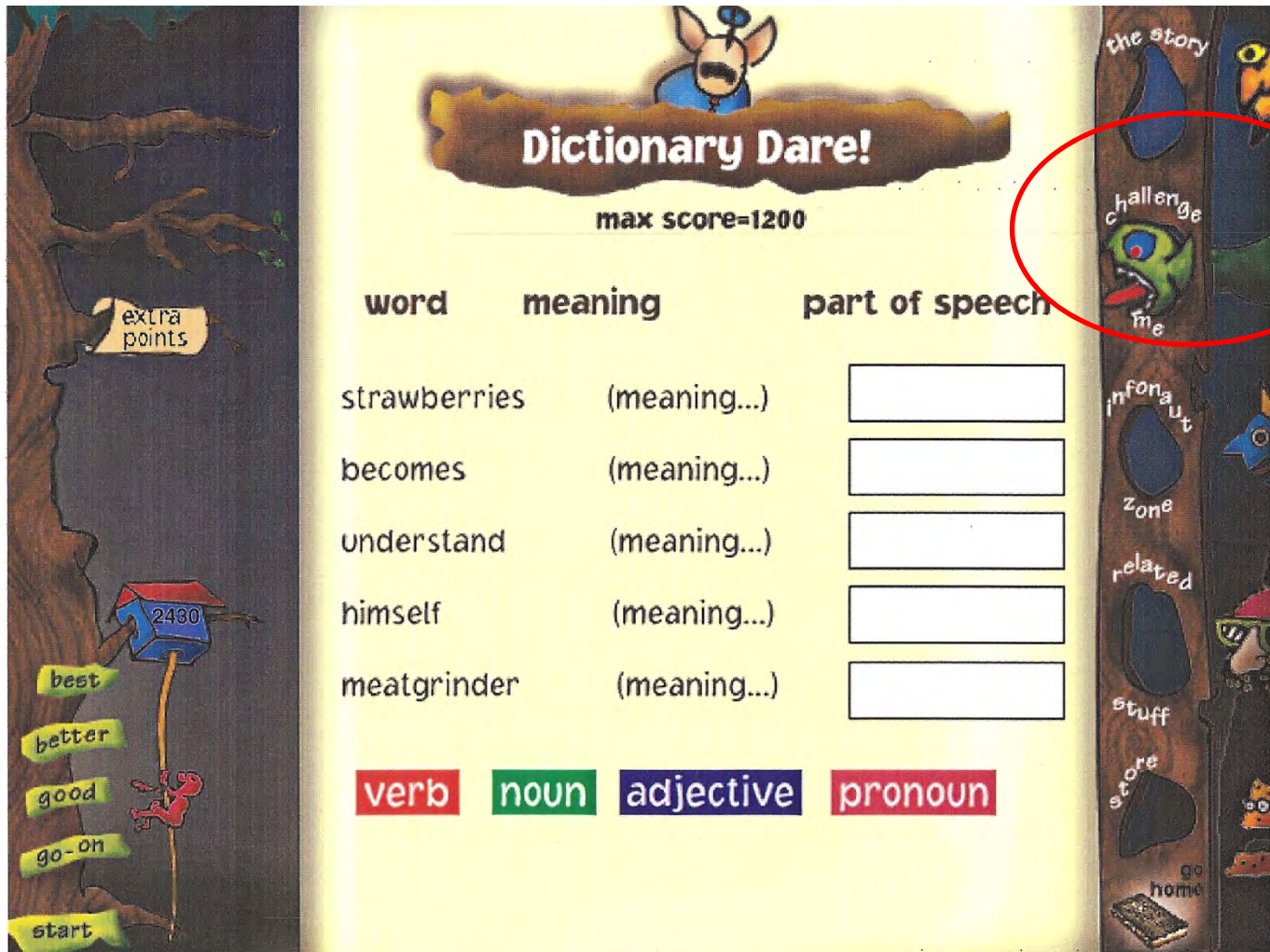


"CHALLENGE ME" page with HUNT & PECK game.
Skills: compound words, vocabulary, keyboarding. Hints are given if needed.

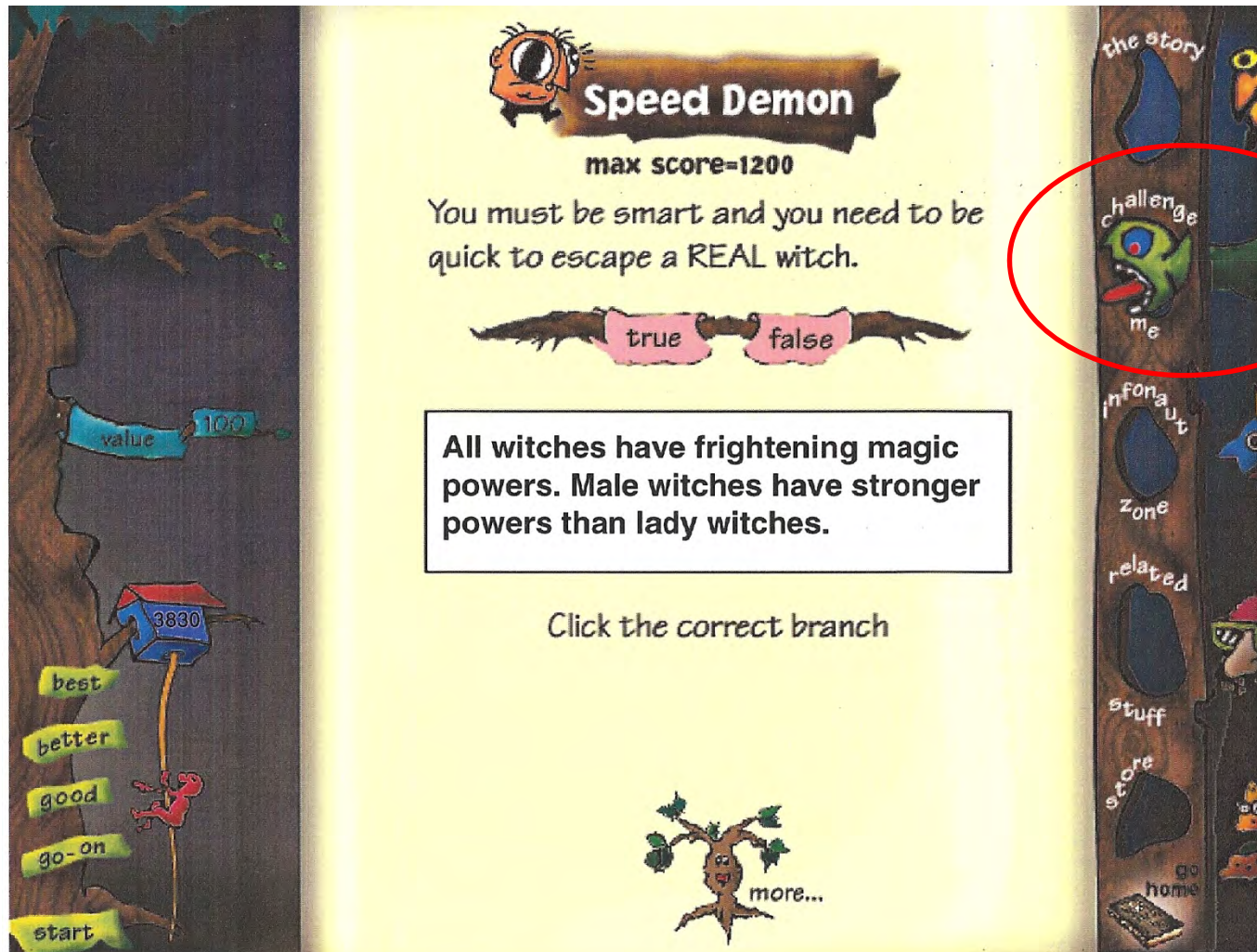


"CHALLENGE ME" page with DICTIONARY DARE game.

Skills: compound words, vocabulary, part of speech. Hints are given if needed.



"CHALLENGE ME" page with SPEED DEMON game.
Skills: comprehension, keyboarding. Hints are given if needed.



"CHALLENGE ME" page with REMEMBER THIS game.

Skills: comprehension, key points, vocabulary, spelling, keyboarding. Hints are given if needed.

The image shows a game interface for "Remember This?". The central area has a title "Remember This?" with a max score of 1200. Below the title are two instructions: "Unscramble the important word." and "fill-in all the blanks with the word." The word to be unscrambled is "N I R D R Y A O", where each letter is on a red block with a small green bug. Below the word is a text box with the sentence: "Real witches dress in _____ clothes and look very much like _____ people. They live in _____ houses and they work in _____ jobs." At the bottom of the central area is a small tree icon with the text "more...".

The left sidebar features a tree trunk with several elements: a "hint" button, a "0 hints 100" button, a "1 hint 75" button, a "5030" button, and a "start" button. There are also labels for "best", "better", "good", and "go-on".

The right sidebar features a tree trunk with several elements: a "the story" button, a "challenge me" button (circled in red), an "infonaut" button, a "zone" button, a "related" button, a "stuff" button, a "store" button, and a "go home" button. There are also labels for "go home" and "store".

"INFONAUT ZONE" page showing Challenge Standing.
Can connect with other Infonauts.

challenge standing topic story

infonaut buddies

contest

earned total

5970

infonaut master

infonaut novice

THE WITCHES

max challenge points: 10,000

Infonaut "Redfire" points

word wizard

	"Redfire"	highest Infonaut
word builder	1075	1150 "Ice Dancer"
hunt n' peck	1005	1025 "Touchdown"
dictionary dare	1400	1400 "Redfire"
Total	3470	3500

speed demon

"Redfire"	highest Infonaut
1200	1500 "Road Runner"

remember this

"Redfire"	highest Infonaut
800	1000 "Sunflower"

"Redfire" Total Points

Challenge Me	+	Bonus Reading	=	Total
5470		500		5970

Highest Infonaut Total: "Roadrunner" = 6250

the story

challenge

me

infonaut zone

related

stuff

store

go home

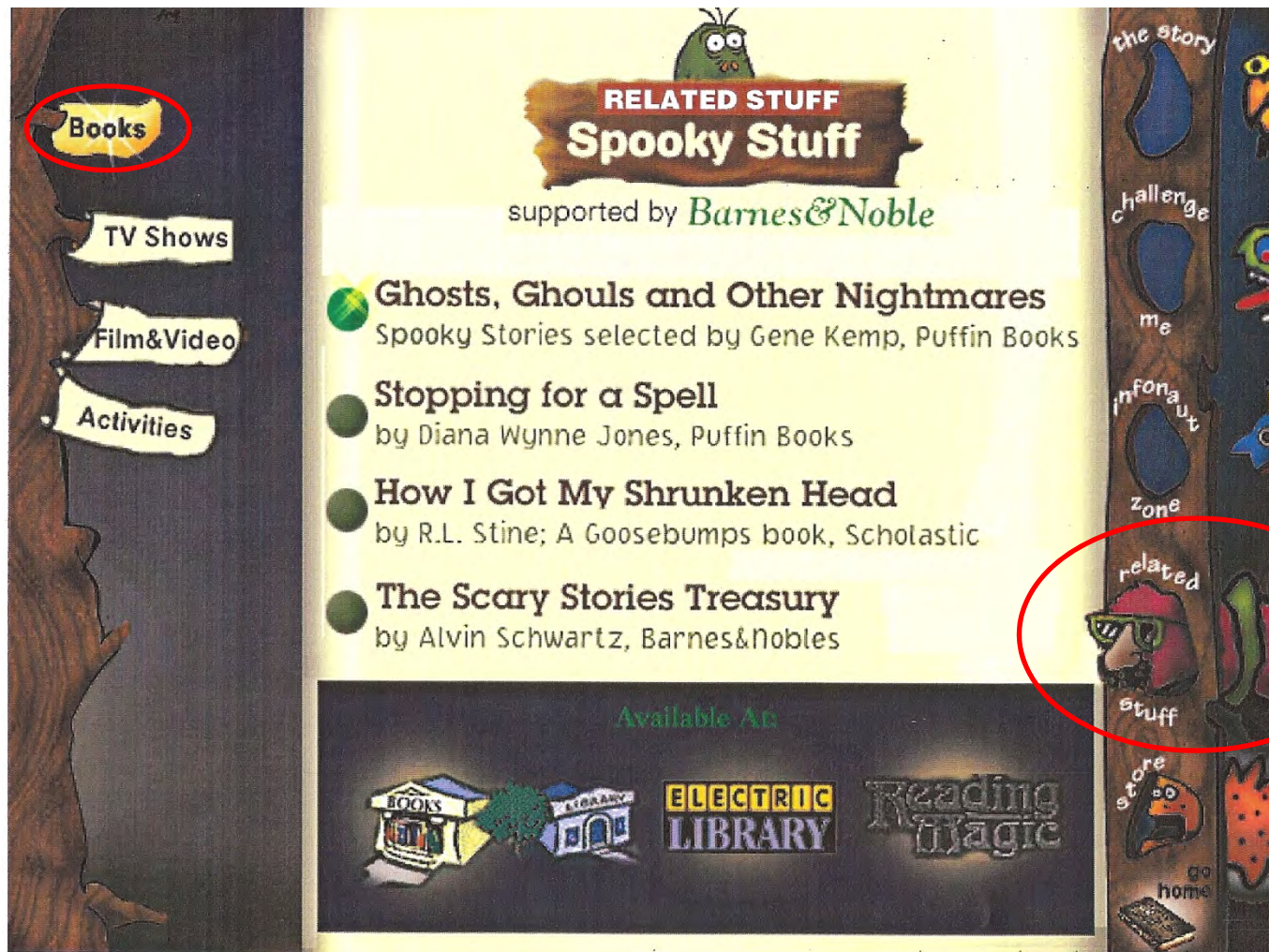
"INFONAUT ZONE" page showing "The Witches" Contest.

The image shows a prototype for a page titled "INFONAUT ZONE". The central area is a light yellow rectangle with a dark green cartoon character at the top. The title "Spooky Stuff contest" is in a dark brown, torn-paper style font. Below it, the text reads: "Win a behind-the-scenes tour of the Haunted House at Disney World". Further down, it says: "Read Roald Dahl's 'The Witches' this month. Earn the most Challenge Points for The Witches Challenges and you will win this trip for you and your family!". At the bottom of the central area, there is a red oval with the word "YES!" and a sign that says "Sign me up and send contest information to my parents." Below that, it says "sponsored by WALT DISNEY World".

On the left side, there is a dark brown vertical bar with several white labels: "challenge standing", "topic story", "infonaut buddies", "contest" (circled in red), "earned total" (with a blue box showing "5970"), "infonaut master", and "infonaut novice".

On the right side, there is a similar dark brown vertical bar with labels: "the story", "challenge", "me", "infonaut" (circled in red), "zone", "related", "stuff", "store", and "go home".

“RELATED STUFF” page showing other “spooky stuff” Books.
Can tie in other related media and activities.



"STORE" page showing products available from Toys+ section of store.
Purchases require parent permission.

Toys+More Store

Craft Activities

from **Creativity for Kids** **"I LIKE...MONSTERS"** **\$14.95**
- The gross and Yucky Monster Maker Kit

Board Games


from **Ravensburger** **GHOST PARTY** **\$14.95**
- keep running. The Ghost is coming

Creative Thinking

from **StudioSeries by chimeric** **ILLUSTORY** **\$14.95**
- write and illustrate your own scary book

"Things"

from **SCHOLASTIC** **The 1997 GOOSEBUMPS SCARE-A-DAY CALENDAR** **\$8.45**



The illustration shows the storefront of the Toys+More Store. It features four main sections: 'Tickets' with a person inside, 'Video' with a television and books, 'Toys+' with various toys, and 'Book Store' with books. The 'Toys+' and 'Book Store' sections are circled in red. To the right of the storefront is a vertical wooden post with several circular cutouts and labels: 'the story', 'challenge me', 'info', 'zone', 'related', 'stuff', 'store', and 'go home'. There are also small cartoon characters and a large letter 'D' on the post.

TEACHER EDITION – “Challenge Results” page for Word Skills.

The screenshot displays the 'Reading Magic Teachers Edition' software interface. On the left is a vertical sidebar with several menu items, each accompanied by a red slider switch. The 'WORD SKILLS' item is circled in red and has its slider switch moved to the right. Below it are 'SENTENCE STRUCTURE', 'COMPREHENSION', 'KEYBOARDING', and 'READING DIFFICULTIES'. The main content area has a yellow background and contains the following information:

STUDENT NAME **Joe Frost** AGE **8**
INFONAUT NICKNAME **Redfire** READING LEVEL **3.6**

READING MATERIAL
The Witches
Roald Dahl, Puffin Books
Reading Level 3, 65,360 words
Chapter 1

COMPOUND WORDS
(Performance Scores)
(Diagnostic Information)

VOCABULARY
(Performance Scores)
(Diagnostic Information)

SPELLING
(Performance Scores)
(Diagnostic Information)

At the bottom of the main area are three buttons: 'TEACHERS LOUNGE', 'WHAT'S UP', and 'MAKE-A-WISH', followed by a 'MORE' button. On the right side of the interface is a vertical column of orange buttons: 'PROFILER', 'READING ACTIVITY', 'CHALLENGE RESULTS' (circled in red), 'STANDARDIZED PERFORMANCE', and 'CLASSROOM ACTIVITIES'.

PARENT EDITION - "Parental Controls" page for setting Shopping permissions.

Reading Magic Parents Bulletin Board

Child's name **Joe Frost** Infonaut Nickname **Redfire**

Shopping Allowance Authorization

I, **Joe Frost** hereby give permission for **Joe Frost** to shop in the Reading Magic Store.

Joe Frost can spend up to a total of \$ between (today's date) and

The most my child could spend on a single item is \$

Joe Frost may purchase these types of items:

☐ Books ☐ Toys etc.
☐ Videos ☐ Tickets

☐ Yes, I want to receive a written consent form for every purchase.

Credit Card#: exp. date:

Terms & Conditions

Parental Controls

Shopping Allowance